







ECO D-490

Product information



■ SYSTEM TECHNOLOGY FOR THE DOOR



Product characteristics

Tested acc. to	EN 1906
With 9 mm spindle acc. to DIN 18273 fire protection tested	F
Lever form for escape doors and emergency exits	EN 179
Return spring with 90° stop	■
Fixed sleeve nuts / positioning studs	■
Fixable bearing	■
Grooved ball bearing unit with flexible bearing	■
Steel base with nylon clip ring	■
Concealed through-screw technology	■
DIN left / right	■
EN 1906- Corrosion class 5	■
1 millionen test cycles MPAZert	■

Classification key EN 1906

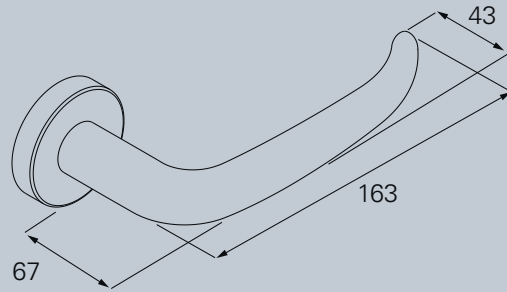
4	D9	-	B1	1	5	0	B / U
---	----	---	----	---	---	---	-------

■ Yes - No □ Option



Material:

ER ER
Stainless steel



Material:

ER ER
Stainless steel

Bearing technology:



PRODUCT FAMILY D-400

Standard handle



D-410



D-490

Oval rose handle



D-410




D-415

Window handle



F-410

D-490 Round rose



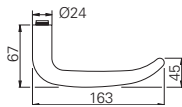
D-490 Round rose with OKL Magis – ball bearing technology

Object handle with maintenance-free closed bearing and integrated grooved ball bearing unit as lever guidance. Fixable bearing with return spring and 90° stop. Steel base with positioning studs and integrated fixing studs. Concealed through-screw technology, cover rose in edge design. When using knob lever sets please refer to the DIN direction.

Utilization category 4, Corrosion class 5. Positioning studs Ø 8 x 5 mm



OKL MAGIS – ROUND ROSE HANDLE

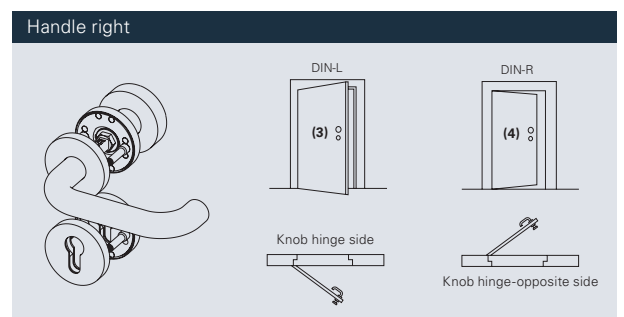
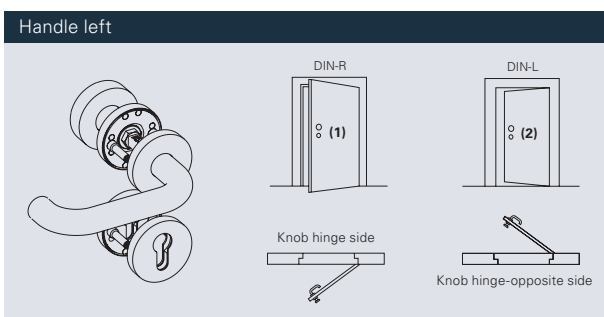


F	=	4	D9	-	B1	1	5	0	B / U
----------	---	---	----	---	----	---	---	---	-------

				Sets							
S	∅	∇		PZ	RZ	BB	WC-SK	K-135	K-165	K-160	K-116
	24 mm	8 mm		173505.46 97	on request	on request	173520.46 97	on request	on request	on request	on request
	DIN left / right useable										
	(1) DIN right knob hinge side						173511.46 97	173531.46 97	173541.46 97	173581.46 97	
	(2) DIN left knob hinge-opposite side						173511.46 97	173531.46 97	173541.46 97	173581.46 97	
	(3) DIN left knob hinge side						173510.46 97	173530.46 97	173540.46 97	173580.46 97	
	(4) DIN right knob hinge-opposite side						173510.46 97	173530.46 97	173540.46 97	173580.46 97	

				PZ	RZ	BB	WC-SK	K-135	K-165	K-160	K-116
F	24 mm	9 mm		373505.46 74				on request	on request	on request	on request
	DIN left / right useable										
	(1) DIN right knob hinge side						373511.46 74	373531.46 74	373541.46 74	373581.46 74	
	(2) DIN left knob hinge-opposite side						373511.46 74	373531.46 74	373541.46 74	373581.46 74	
	(3) DIN left knob hinge side						373510.46 74	373530.46 74	373540.46 74	373580.46 74	
	(4) DIN right knob hinge-opposite side						373510.46 74	373530.46 74	373540.46 74	373580.46 74	

Finish: Stainless steel satin brushed. PVD and polished on request
 Execution panic, passive leaf (with positioning studs), passive leaf (without positioning studs) and blind on request.



ECO Schulte GmbH & Co. KG
Iserlohner Landstraße 89
D - 58706 Menden

Telefon: +49 2373/9276-0
Fax: +49 2373/9276-40

info@eco-schulte.de
www.eco-schulte.de

© ECO Schulte GmbH & Co. KG - Änderungen vorbehalten
© ECO Schulte GmbH & Co. KG - Subject to change